

SDO ALAMINOS
RELEASED
2023-12-04
RECORDS UNIT



Republic of the Philippines
Department of Education
REGION I

034287

11-30-23

Advisory No. 211, s. 2023
November 29, 2023

In compliance with DepEd Order (D.O) No. 8, s. 2013
but only for the information of DepEd Officials,
personnel/staff, as well as the concerned public.
(Visit www.deped.gov.ph)

**8TH URDUJA FILM FESTIVAL - A NORTHERN LUZON STUDENT
SHORT FILM COMPETITION 2024**

The Urduja Film Festival will be conducting a Northern Luzon Student Short Film Competition 2024 January 25, 2024 at the Sison Auditorium Lingayen Capitol, Pangasinan.

The activity aims to:

- honour the best students in Performing Arts in film; and
- mainstream artists for the heritage film awards for best Filipino films promoting Filipino values.

Personnel and staff of the Department of Education from the regional and schools division offices, including public and private elementary and secondary schools are invited to participate in the activity on a voluntary basis.

Participation in public and private schools shall be subject to the no-disruption-of-classes policy stipulated in DepEd Order No. 9, s. 2005 (Time-on-Task Policy), and Section 3 of Republic Act No. 5546 (Policy on Contributions) and DepEd Order No. 66, s. 2017 (Policy on Off-Campus Activities) and Ensuring Compliance Therewith.

For additional information about the said activity, please contact Dr. Leo Quebral Fuentes, Chariman of the 8th Urduja Film Festival 2024 through cellphone number 09222860118 or Email at urdujafilmfestival@gmail.com.

CLMD/rblj/ADV_2023NationalPhysicalEducationConvention
November 29, 2023

Republic of the Philippines
Department of Education
REGION I
SCHOOLS DIVISION OFFICE OF ALAMINOS CITY

Office of the Schools Division Superintendent
DIVISION MEMORANDUM
DM-2023-618

TO : Assistant Schools Division Superintendent
Chief Education Supervisor – CID and SGOD
Division Education Program Supervisors – CID and SGOD
Head of Alaminos City National High Schools

SUBJECT: **8TH URDUJA FILM FESTIVAL - A NORTHERN LUZON STUDENT
SHORT FILM COMPETITION 2024**

FROM : Office of the Schools Division Superintendent


DATE : December 1, 2023

For information and guidance.

VIVIAN LUZ S. PAGATPATAN, CESO VI
Assistant Schools Division Superintendent
Officer-in-Charge
Schools Division Superintendent

With hundred reasons to serve!

Address: San Jose Drive, Poblacion, Alaminos City, Pangasinan
Telephone Number: (075) 205 – 0644
Website: depedalaminocity.com
Email Address: alaminos.city@deped.gov.ph



Flores St., Catbangen, City of San Fernando, La Union

Telephone Nos.: (072) 607-8137/682-2324

DepEd Region I

region1@deped.gov.ph

www.depedrol.com




URDUJA FILM FESTIVAL

1st Floor, Velasco Bldg., Rivera Street, Dagupan City 0922-2860118

SUPPORTED BY:

November 21, 2023

DR. TOLENTINO G. AQUINO
Regional Director IV, Region I
DEPED Regional Office I



Dear Sir:

We have the honor to invite schools to participate in the **8th Urduja Film Festival – A Northern Luzon Student Short Film Competition 2024**.

Final date of submission of entries will be on January 9, 2024, Awards ceremonies will be at the Sison Auditorium Lingayen Capitol on January 25, 2024 – honouring the Best Students in Performing Arts in Film, and mainstream artists for the Heritage Film Awards for Best Filipino Films promoting Filipino Values. Participating School Heads and Advisers will receive Certificate/Award of Recognition for Culture and Film Arts from this Northern Luzon Competition.


In this connection we humbly request for the dissemination of information for participation to your different school divisions. Information on competition mechanics can be viewed at www.urdujafilmfestival.blogspot.com or www.facebook.com/urdujafilmfestival

Urduja Film Festival is an annual undertaking to promote independent Films in Region 1, 2, & 3, that promotes the artistic skills [film-making skills and artistry] and creative minds of young people Promoting our unique Culture and Heritage.

We thank you for your support for the Arts, Culture and Heritage.

Very truly yours,

DR. LEO QUEBRAL FUENTES, PhD
Chairman, 8th Urduja Film Festival 2024
Contact number: 09222860118
Email address: urdujafilmfestival@gmail.com



Document 3

DepEd RO1


REC2314923

3L[®]


Self Laminating Cards

Card size, Kartengröße, Document, Max.210 x 297 mm, A4

OFFICE



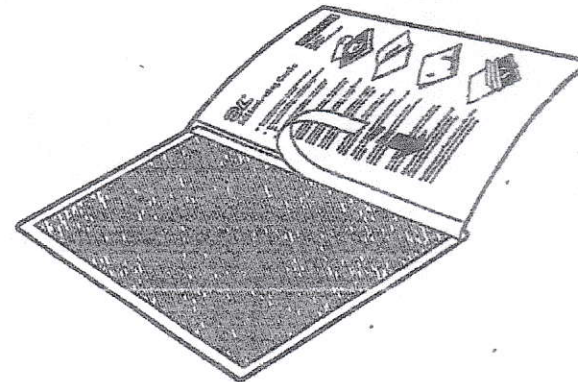
- GB:** Place the Self Laminating Card on a flat surface with the transparent side facing up. Opening the transparent sheet, place your document, also facing up, under the transparent sheet. Close the Self Laminating Card over your document.
- D:** Plazieren Sie die Self Laminating Card auf einer flachen Oberfläche mit der transparenten Seite oben. Öffnen Sie die transparente Seite und legen Sie Ihr Dokument, mit der Sichtseite nach oben, hinein. Schliessen Sie die transparente Seite über Ihr Dokument.
- F:** Placer le Self Laminating Card sur une surface plane, côté transparent vers le haut. Soulever la pellicule transparente, centrer le document (face imprimée vers le haut également) sous cette pellicule, puis refermer le Self Laminating Card sur le document.



Turn the Self Laminating Card over, document facing down, and open the backside of the Self Laminating Card. Keeping your document placed, remove the narrow liner strip as illustrated.

Die Self Laminating Card umdrehen, damit Ihr Dokument und die transparente Seite jetzt nach unten zeigen. Öffnen Sie die Hinterseite der Self Laminating Card, und während Sie Ihr Dokument festhalten, entfernen Sie den dünnen Vorklebestreifen.

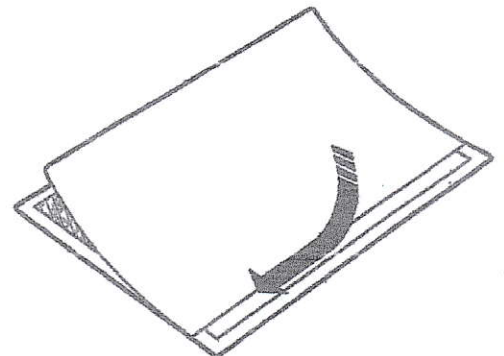
Retourner le Self Laminating Card, face imprimée du document vers le bas, et soulever le volet adhésif souple. Sans décentrer le document, enlever la bandelette de protection comme illustré ci-contre.



Close the back sheet over your document, pressing the narrow exposed adhesive edge to lock your document into the Self Laminating Card.

Kontrollieren Sie, dass Ihr Dokument weiterhin korrekt plaziert ist, schliessen Sie die Self Laminating Card, und fixieren Sie das Dokument, indem Sie dem Vorkleberand festdrücken.

Rabattre la partie souple sur le document et appuyer sur la bandelette adhésive dégagée précédemment pour fixer le document.



Open the Self Laminating Card. Push and press with a ruler as illustrated. The white covering paper will come off automatically and the foil coats your document.

Die Self Laminating Card öffnen. Mit einem Lineal schieben und drücken, wie abgebildet. Das weiße Deckpapier löst sich dadurch und die Klebefolie schweißst den Gegenstand ein.

Ouvrir le Self Laminating Card. Presser à l'aide d'une règle, comme illustré ci-contre. La feuille protectrice blanche se détache

